

Wedgetail Rails and Platform Fitting Instruction

To suit—GWM Tank 300 With Factory Rails



WT-GT300-1813

Congratulations on the purchase of your Australian made Wedgetail Roof Rack product.

Please read and follow the instructions carefully to ensure correct fitment.

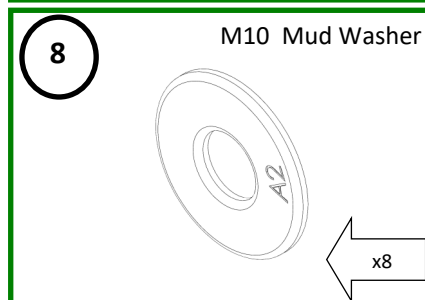
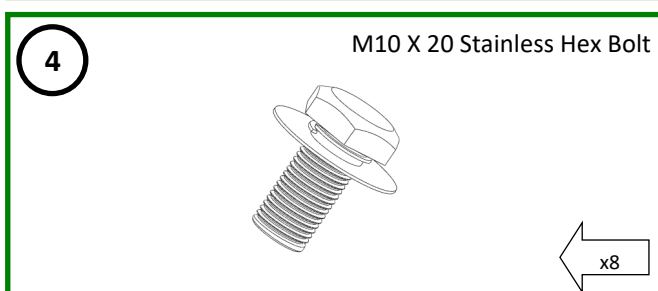
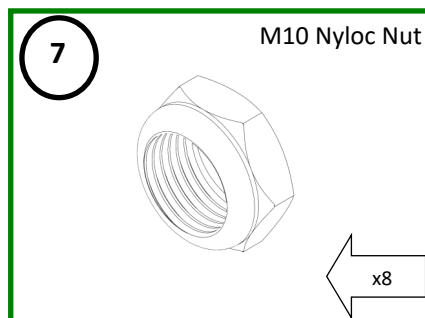
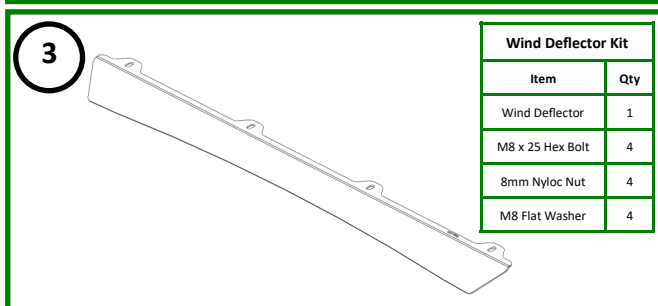
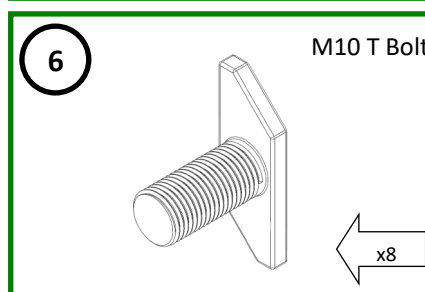
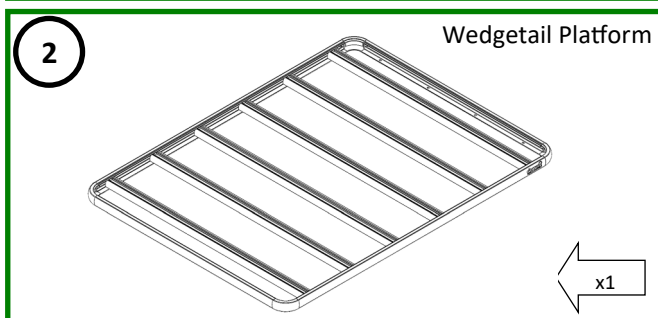
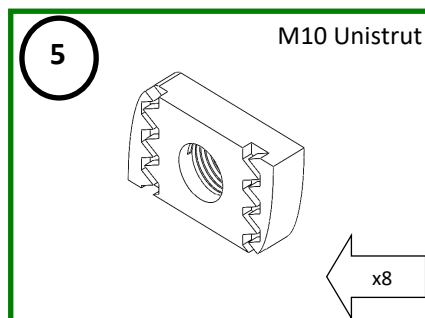

Contact us if any parts appear missing, incorrect, or damaged.

Clean the roof prior to fitting the roof racks.

Tools Required:

- Trim Tool
- Spanner (13 & 17 mm)
- Socket (17mm)

Kit Content



1

- Remove the rear factory rail cover



Assemble rails to factory rails


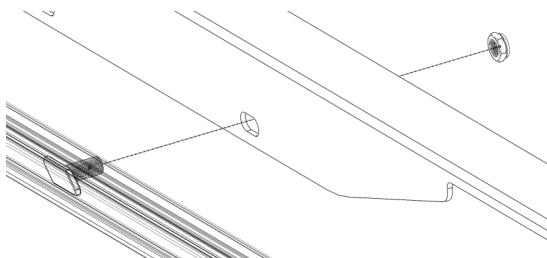
2

- Slide in 4 T-bolts per side to the factory rail channel
- Refit the rear factory rail cover



3

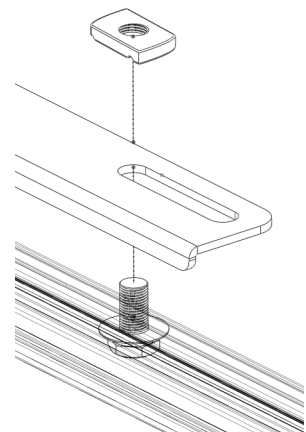
- Attach the rails lining it up to the factory cover using M10 Nyloc Nuts



4

- Attach the channel nuts to the top of legs.
 - Fit 10mm Bolt / Split washer / Flat washer / Channel Nuts to the top of rail.

* Channel nuts to the top as shown in the following diagram





Assemble the Wedgetail Platform to the rails

5

- Place the Wedgetail Platform on the rails (Wind deflector mounting towards the front of vehicle), then spin the channel nuts 90 degree in the channel on the underside of the rack till they lock into the channels. Do not tighten fully.

6

- Centralize the rack side to side (using a tape measure) on the wedgetail rails.

7

- Fully tighten remaining bolts in the following order:
 1. Rails to the factory rails
 2. Rails to platform
 3. Attach wind Deflector.

NOTE-Ensure the channel nuts are 90 degrees to the channels.



Check fastenings are firmly tensioned at regular intervals.

Do not overtighten, this will preserve the spring washers.



Fitting Note:

Where a wind deflector is used, we recommend a minimum of 15mm clearance from the vehicle roof.

Where necessary manually adjust the wind deflector or wind deflector mountings as required.

Thank you for your purchase.

Please complete your warranty application following correct installation.

Wedgetail by Tradesman Roof Racks

Innovation through Inspiration